


Perforated diffuser - installation

CVA



Description

Comdif CVA is a rectangular perforated displacement diffuser for installation in walls or similar structures. CVA has a rectangular connection. Behind the perforated front plate, CVA is equipped with individually adjustable nozzles, making it possible to alter the geometry of the near zone. The diffuser can be turned and has a rectangular duct connection, so the diffuser can be connected at the top or bottom. A wall duct with circular connection is supplied as an accessory. The diffuser is suitable for the supply of large volumes of moderately cooled air.

- The diffuser is suitable for installation in walls.
- The geometry of the near zone can be adjusted using adjustable nozzles.
- A wall duct can be supplied as an accessory.

Maintenance

The front plate can be removed from the diffuser, making it possible to clean the nozzles. The visible parts of the diffuser can be wiped with a damp cloth.

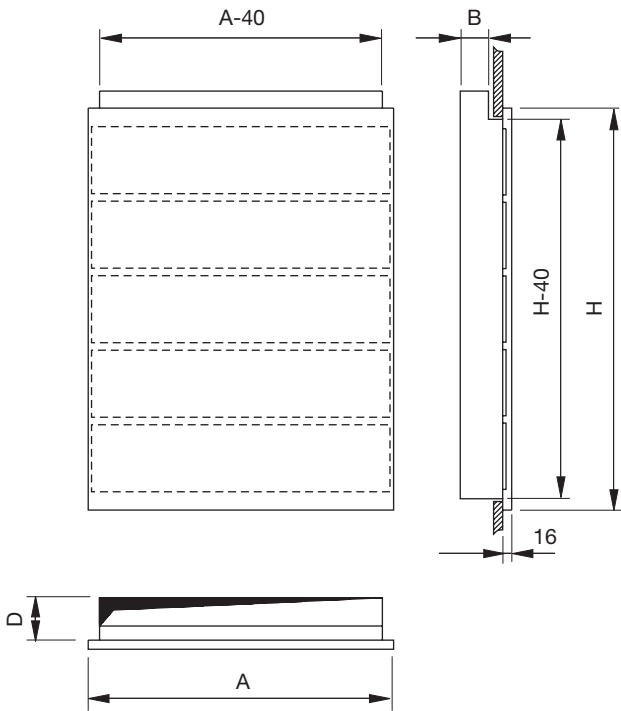
Order code

Product	CVA	aaaa
Type		
Size		

Order - accessories

Wall duct: CVAZ -1 - size

Dimensions



Size	A mm	B mm	D mm	H mm	m kg
3005	540	50	75	320	4,40
5005	540	50	75	450	5,80
6005	540	50	75	580	8,70
6008	540	80	105	580	9,00
8008	540	80	105	840	12,0

Cutting dimension: A - 30 x H - 30

Accessories

Can be supplied with wall duct.

Materials and finish

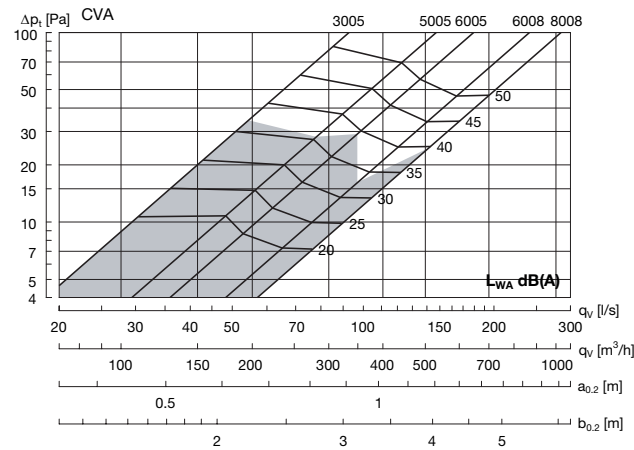
Diffuser:	Galvanised steel
Nozzles:	Black plastic
Front plate:	1,5 mm galvanised steel
Standard finish:	Powder-coated
Standard colour:	RAL 9010 - white, gloss 30

The diffuser is available in other colours. Please contact Lindab's sales department for further information.

Perforated diffuser - installation

CVA

Technical data



Recommended maximum volume flow

The near zone is given at an under-temperature of -3 K to a maximum terminal velocity of 0.20 m/s.

Conversion to other terminal velocities - see table 1, correction of the near zone for -3 K and -6 K respectively.

Sound effect level

Sound effect level L_W [dB] = $L_{WA} + K_{ok}$

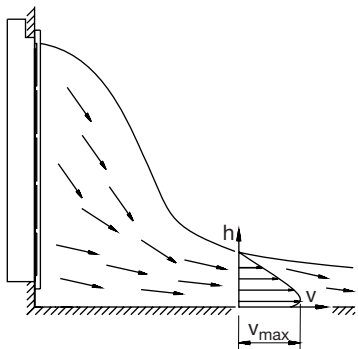
Centre frequency Hz								
Size	63	125	250	500	1K	2K	4K	8K
3005	7	-2	-2	1	-8	-17	-27	-38
5005	7	-3	-1	1	-7	-17	-29	-36
6005	11	-4	-1	1	-7	-17	-29	-37
6008	12	-4	2	1	-9	-20	-31	-31
8008	10	-4	2	1	-9	-19	-30	-43

Sound attenuation

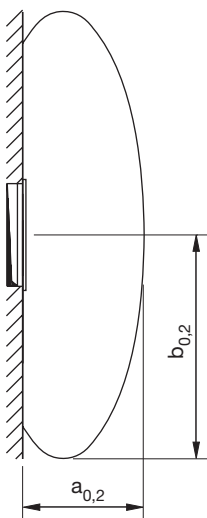
Sound attenuation ΔL [dB] including end reflection.

Centre frequency Hz								
Size	63	125	250	500	1K	2K	4K	8K
3005	18	13	9	4	1	0	0	1
5005	15	11	8	2	2	1	0	0
6005	15	10	4	2	0	0	0	1
6008	12	8	3	2	0	0	0	0
8008	12	8	3	1	0	0	0	0

Nearzone



Large diffusion
(factory setting)



Small diffusion

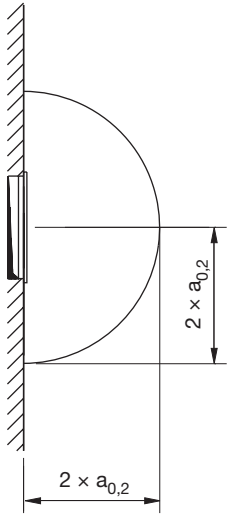


Table 1
Correction of the near zone ($a_{0,2}$, $b_{0,2}$)

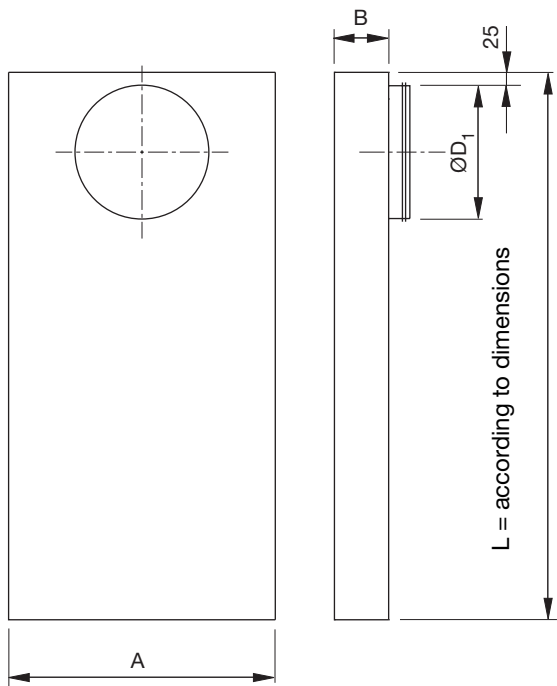
Under-temperature $T_f - T_r$	Maximum velocity m/s	Mean velocity m/s	Correction factor
-3K	0.20	0.10	1.00
	0.25	0.12	0.80
	0.30	0.15	0.70
	0.35	0.17	0.60
	0.40	0.20	0.50
-6K	0.20	0.10	1.20
	0.25	0.12	1.00
	0.30	0.15	0.80
	0.35	0.17	0.70
	0.40	0.20	0.60

Perforated diffuser - installation

CVA

Accessories

Wall duct CVAZ-1



Size	A mm	B mm	ØD ₁ mm	Weight kg/m
3005	502	52	125	6,0
5005	502	52	160	6,0
6005	502	52	200	6,0
6008	502	82	250	6,5
8008	502	82	315	6,5

Order code

Wall duct	CVAZ-1	aaaa	bbbb
Type			
Size			
Length	According to dimensions in mm L=max. 2,000 mm		

1
2
3
4
5
6
7
8
9
10
11
12
13
14
15
16
17
18